



District Report Card: 2017


State: Jharkhand	District: Garhwa
Class: 5	Subject: EVS
Schools: 59	Students: 946


Participation/Coverage


Students

GENDER 	Boys		Girls	
	Number	%	Number	%
	484	51.16	462	48.84

AREA 	Rural		Urban	
	Number	%	Number	%
	908	95.98	38	4.02

CATEGORY 	SC		ST		OBC		GEN	
	Number	%	Number	%	Number	%	Number	%
	257	27.17	139	14.69	528	55.81	22	2.33

CWSN 	LD	VI	HI	S&LD	ID	Oth
	3	1	1	1	0	8

Management 	Government		Government-aided	
	Number	%	Number	%
	946	100.00	0	0.00

Average Performance of Students in EVS (%)

Overall	Gender		Area		Management		Social Group			
	Male	Female	Rural	Urban	Govt.	Aided	SC	ST	OBC	GEN
66.15	64.67	67.69	66.67	53.51	66.15	0.00	66.51	67.39	65.49	69.70

Performance on Learning Outcomes (LOs)

Learning Outcomes	Description	Average Performance(%)
E403	Identifies relationship with and among family members in extended family	61.96
E410	Records observations/experiences/information for objects, activities, phenomena, places visited in different ways and predicts patterns and activities/ phenomena	62.80
E501	Explains the super senses and unusual features (sight, smell, hear, sleep, sound, etc.) of animals and their responses to light, sound, food etc.	65.12
E503	Describes the interdependence among animals, plants and humans	68.92
E504	Explains the role and functions of different institutions in daily life (Bank, Panchayat, cooperatives, police station, etc.)	74.42
E505	Establishes linkages among terrain, climate, resources (food, water, shelter, livelihood) and cultural life. (e.g. life in distant/difficult areas like hot/cold deserts)	48.36
E506	Groups objects, materials, activities for features/properties such as shape, taste, color , texture, sound, traits etc.	58.64
E507	Traces the changes in practices, customs, techniques of past and present through coins, paintings, monuments, museum etc. and interacting with elders	54.19
E508	Guesses (properties, conditions of phenomena), estimates spatial quantities (distance, area, volume, weight etc.) and time in simple standard units and verifies using simple tools/set ups	64.33
E509	Records observations/experiences/information in an organized manner (e.g. in tables/ sketches/ bar graphs/ pie charts) and predicts patterns in activities/phenomena (e.g. floating, sinking, mixing, evaporation , germination , spoilage) to establish relation between cause and effect.	65.34
E510	Identifies signs, directions, location of different objects/landmarks of a locality /place visited in maps and predicts directions w.r.t. positions at different places for a location	64.62
E512	Voices opinions on issues observed/experienced and relates practices /happenings to larger issues of society	66.52
E513	Suggests ways for hygiene, health, managing waste, disaster/emergency situations and protecting/saving resources	73.94

Range of Performance of Students who Answered Correctly							
Below 30%		30% - 50%		50% - 75%		Above 75%	
Number	%	Number	%	Number	%	Number	%
101	10.68	112	11.84	345	36.47	388	41.01

Lowest Performing Learning Outcomes (LOs)

1 - Establishes linkages among terrain, climate, resources (food, water, shelter, livelihood) and cultural life. (e.g. life in distant/difficult areas like hot/cold deserts) (48.36)

2 - Traces the changes in practices, customs, techniques of past and present through coins, paintings, monuments, museum etc. and interacting with elders (54.19)

3 - Groups objects, materials, activities for features/properties such as shape, taste, color , texture, sound, traits etc. (58.64)

4 - Identifies relationship with and among family members in extended family (61.96)

5 - Records observations/experiences/information for objects, activities, phenomena, places visited in different ways and predicts patterns and activities/ phenomena (62.80)